

CENTRE FOR PROFESSIONAL DEVELOPMENT USER GUIDE


BE WHAT YOU WANT TO BE
cqu.edu.au

Welcome to the Centre for Professional Development BeDifferent User Guide

Step One: Visit <https://bedifferent.cqu.edu.au/> and click 'CPD Micro-Credential Courses'



Step Two: **For existing students** – enter your email address and password and click 'Sign In'



Step Three: For **NEW STUDENTS - Click on 'Sign up Now' OR: **EXISTING STUDENTS** - you can sign in, OR login with your Google or Microsoft accounts.**

Already registered for CPD? Sign in now

Email Address

Password

[Forgot your password?](#)

Sign in

OR

Continue With Google

Continue With Microsoft Account

Don't have an account? [Sign up now](#)

For information about how CQUniversity handles your private information, [click here](#)

If you have any issues logging in, please contact us at CPD-Enquiries@cqu.edu.au

Step Four: If logging in OR creating an account - Enter your email address and Click ' Send Verification Code'.

If you are signing in with your Google or Microsoft accounts, please follow their respective instructions.


Email verification is required to continue.

Please enter your Email and click the send button

Send verification code

Step Five: Check your emails for the Verification Code and enter the Code below and click on 'Verify Code'.

If you are signing in with Google or Microsoft accounts, the verification code will display on your respective browser screen.




Verification code has been sent to your inbox. Please copy it to the input box below.

PLEASE ENTER YOUR EMAIL AND CLICK THE SEND BUTTON

Verification code

Verify code Send new code

Step Six: Enter your email address in the field below and click 'Continue'



E-mail address verified. You can now continue.

PLEASE ENTER YOUR EMAIL AND CLICK THE SEND BUTTON

Change e-mail

Continue

Step Seven: Complete the information required that has a red asterisk and click 'Create Account'



New Password *

Confirm Password *

Given Name *

Surname *

Date Of Birth (optional) Day Month Year

Mobile Number - i.e., +61412xxx4 (optional)

CQUniversity Student Number (optional)

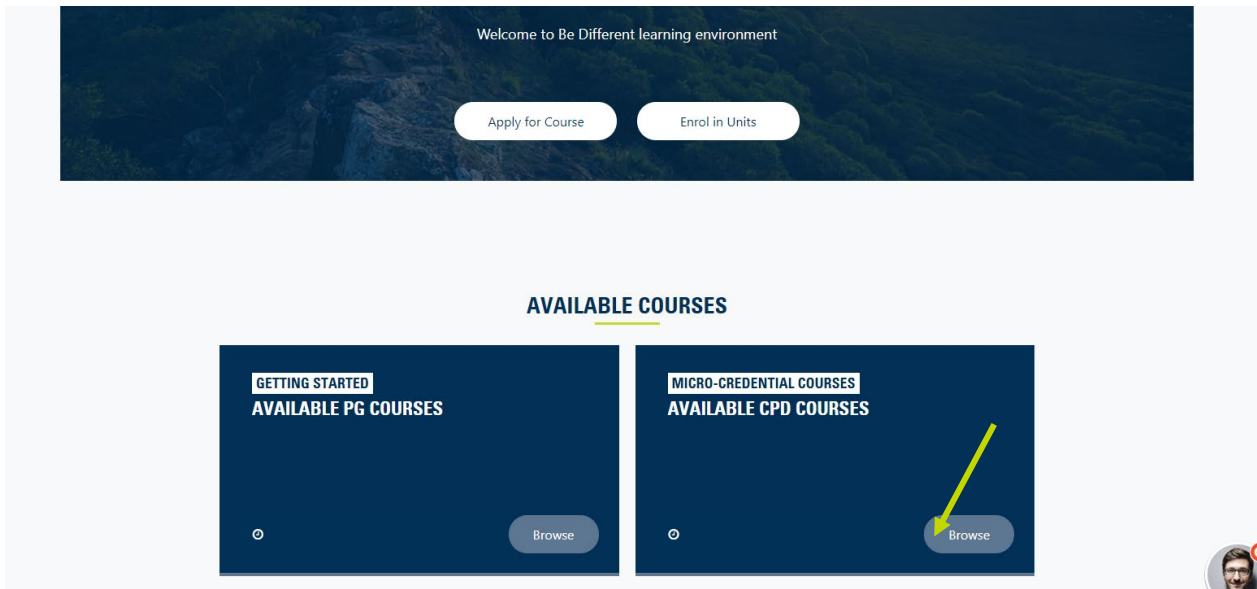
USI - Unique Student Identifier (optional)

Create Account

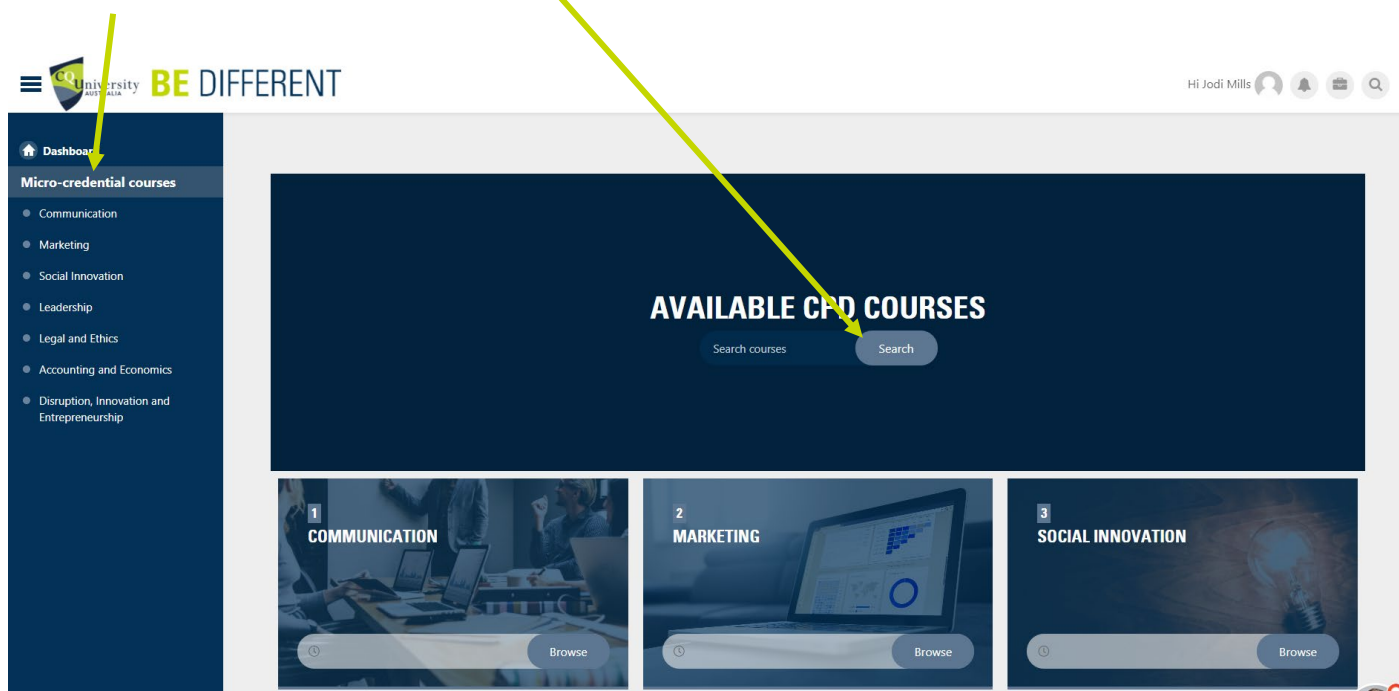
For information about how CQUniversity handles your private information, click [here](#)

Step Eight: You can search our courses clicking 'Browse' under 'Available CPD Courses'

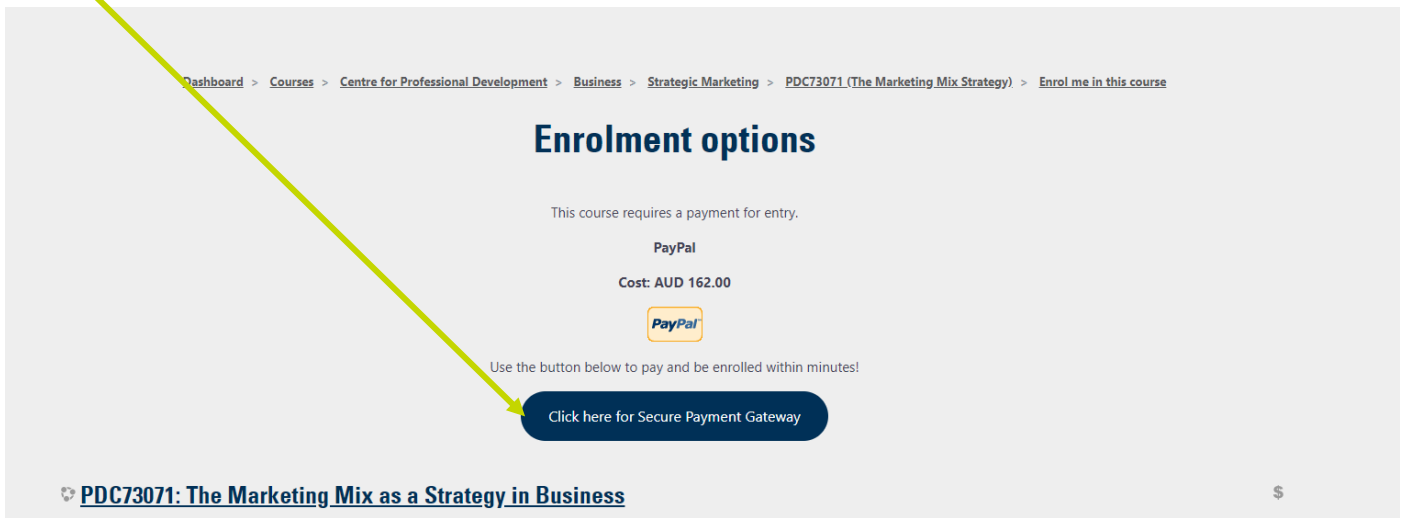
To find a course you wish to enrol in, browse through the Categories



Step Nine: You can search for the course you wish to enrol in, by browsing the Dashboard Categories or use the search function



Step Ten: Once you have found the course you wish to enrol in, click into the course, if a payment is required, you will need to pay via our secure payment portal by clicking here



The screenshot shows a breadcrumb trail at the top: [Dashboard](#) > [Courses](#) > [Centre for Professional Development](#) > [Business](#) > [Strategic Marketing](#) > [PDC73071 \(The Marketing Mix Strategy\)](#) > [Enrol me in this course](#). The main heading is "Enrolment options". Below it, the text reads: "This course requires a payment for entry." The payment method is "PayPal" with a cost of "AUD 162.00". There is a PayPal logo button. Below the button, it says "Use the button below to pay and be enrolled within minutes!". A dark blue button with white text says "Click here for Secure Payment Gateway". A yellow arrow points from the top left towards this button. At the bottom left, there is a link: [PDC73071: The Marketing Mix as a Strategy in Business](#). At the bottom right, there is a dollar sign "\$".

If you have any issues accessing a course, please contact us as: CPD-Enquiries@cqu.edu.au