



INSTRUCTIONS TO ACCESS YOUR

DIGITAL BADGE

WITH OUR PARTNERS AT

Credly



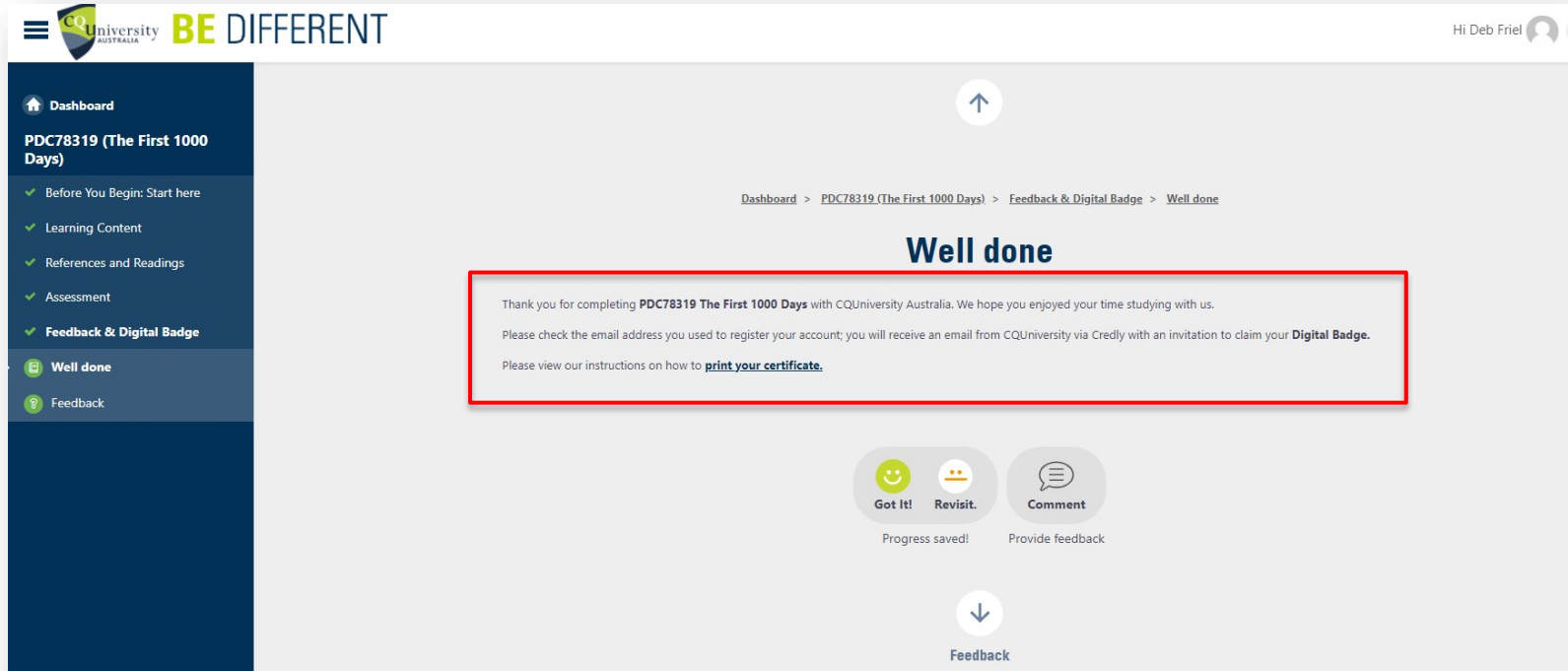
BUILD YOUR PROFESSIONAL PROFILE WITH *DIGITAL BADGES*

1. Where do I find my Digital Badge in the micro-credential course?
2. How do I set up an account with Credly?
3. How do I save and print my certificate?
4. How do I publish my badge?
5. How do I promote a badge on social media?



STEP 1 FINDING YOUR DIGITAL BADGE

At the completion of your micro-credential this screen will appear. **Check for an email** (including your junk folder) to the **same email** you registered with as a student on BeDifferent.



The screenshot shows the BeDifferent user interface. The top navigation bar includes the CQUniversity Australia logo and the text 'BE DIFFERENT'. The user is logged in as 'Hi Deb Friel'. A dark blue sidebar on the left contains a menu with items: Dashboard, PDC78319 (The First 1000 Days), Before You Begin: Start here, Learning Content, References and Readings, Assessment, Feedback & Digital Badge, Well done (highlighted), and Feedback. The main content area features a breadcrumb trail: Dashboard > PDC78319 (The First 1000 Days) > Feedback & Digital Badge > Well done. A large red-bordered box highlights a 'Well done' message: 'Thank you for completing PDC78319 The First 1000 Days with CQUniversity Australia. We hope you enjoyed your time studying with us. Please check the email address you used to register your account; you will receive an email from CQUniversity via Credly with an invitation to claim your Digital Badge. Please view our instructions on how to [print your certificate](#).' Below the message are three buttons: 'Got It!' (Progress saved!), 'Revisit.', and 'Comment' (Provide feedback). A 'Feedback' button is also visible at the bottom of the main content area.

BUILD YOUR PROFESSIONAL PROFILE WITH **DIGITAL BADGES**

STEP 2 SET UP YOUR CREDLY ACCOUNT

Go to the [Credly page](#) and create your account using the *same email* address as your *BeDifferent* email.

Credly

Respected Brands.
Resume-worthy
Achievements.

Credly is the world's largest network of individuals and organizations using verified achievements to unlock opportunities. Join millions of professionals in sharing your achievements online.

Sign in

Email

Password

Remember me [Forgot your password?](#)

Sign in

Create account

Create a Credly Account.

First Name *

Last Name *

Email *

Country/Territory *
Select Country/Territory

Password *

Send me occasional news and updates on professional growth opportunities.

I agree to the [Terms of Service](#) and [Privacy Policy](#).

Create Account


[I have an account](#)

BUILD YOUR PROFESSIONAL PROFILE WITH **DIGITAL BADGES**

STEP 2 SET UP YOUR CREDLY ACCOUNT


Access your *Dashboard* and click on the badge to view.

Click on *Verify* to verify the elements of the badge.



This badge was issued to [Deb Friel](#) on 17 December 2020.

Verify

 **FIRST 1000 DAYS**

The First 1000 Days: Stronger Foundations
Issued by [CQUniversity](#)

Earners will gain an understanding of the issues and adverse childhood events in the first 1000 days which influence a child's life course. The course covers strategies we can apply to make the difference to affect change for future generations.

Skills

- Adverse Childhood Experiences Study
- Child Development
- Interdisciplinary Teamwork

Earning Criteria

- Completion of 3 hours self-paced learning
- Achieve a score of over 90% in online quiz

Standards

[UN SDG Goals](#)

The Sustainable Development Goals (SDGs) are strategies that improve health and education, reduce inequality, and spur economic growth.

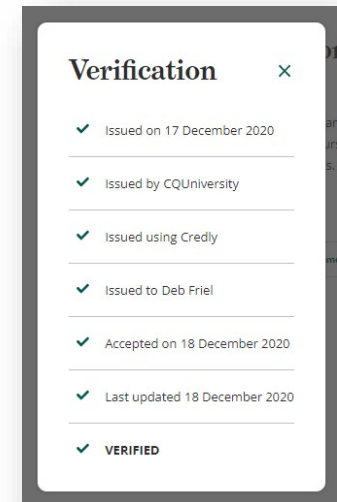
Type: Learning

Level: Foundational

Time: Hours

Cost: Free

[Additional Details](#)



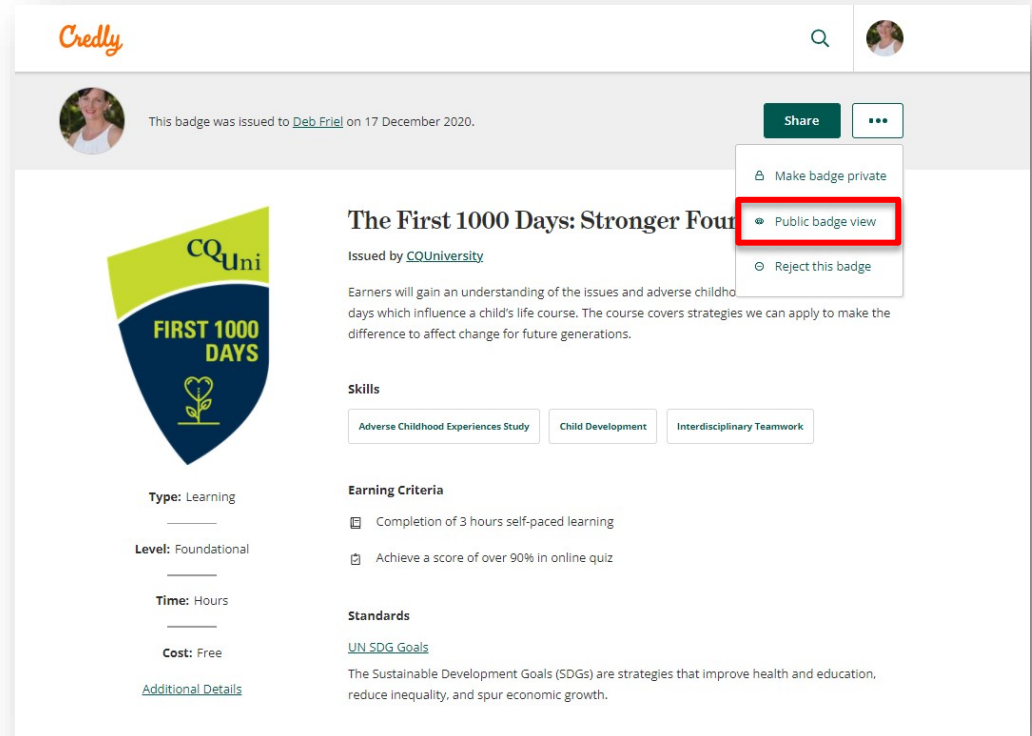
Verification ×

- ✓ Issued on 17 December 2020
- ✓ Issued by CQUniversity
- ✓ Issued using Credly
- ✓ Issued to Deb Friel
- ✓ Accepted on 18 December 2020
- ✓ Last updated 18 December 2020
- ✓ **VERIFIED**

BUILD YOUR PROFESSIONAL PROFILE WITH *DIGITAL BADGES*

STEP 3 PRINT YOUR CERTIFICATE

Click on the badge.
Change it **Public** to share and print the certificate.



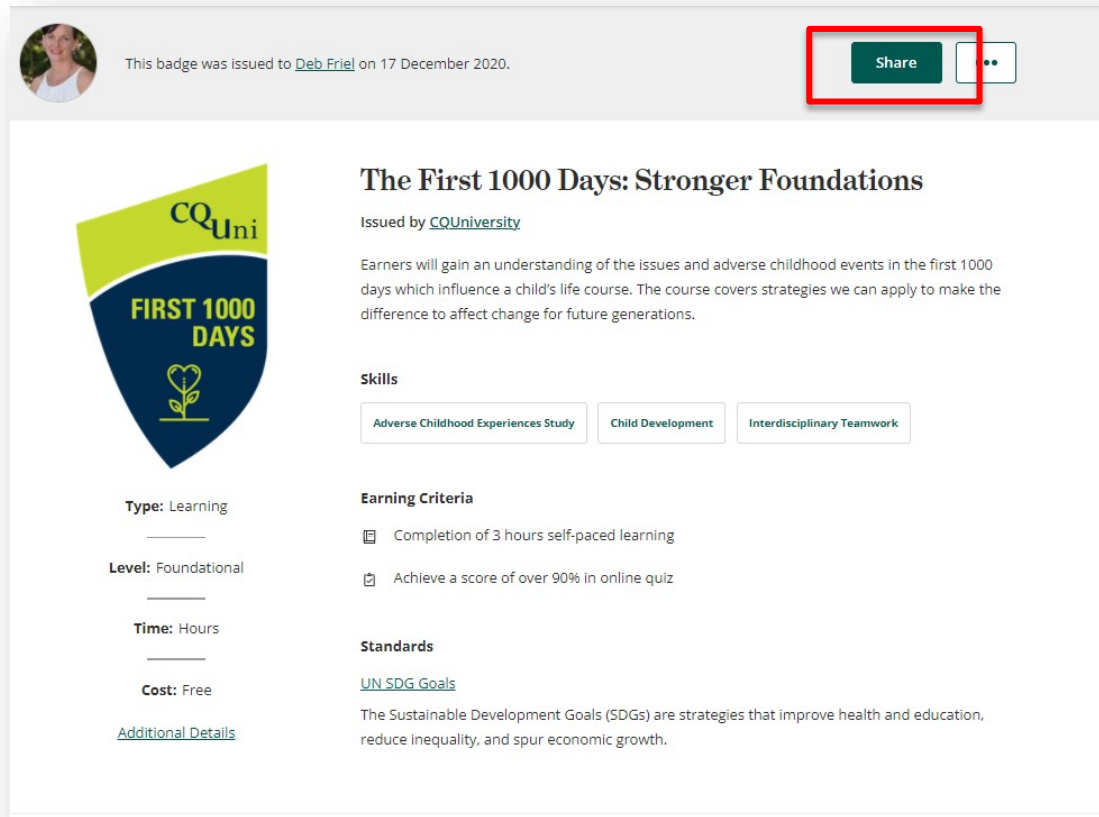
The screenshot shows a Credly profile page for a badge titled "The First 1000 Days: Stronger Four". The badge is issued by CQUniversity. The badge details include: Type: Learning, Level: Foundational, Time: Hours, and Cost: Free. The badge description states: "Earners will gain an understanding of the issues and adverse childhood days which influence a child's life course. The course covers strategies we can apply to make the difference to affect change for future generations." The badge is currently set to "Public badge view", which is highlighted in a red box in the dropdown menu. Other options in the menu include "Make badge private" and "Reject this badge". The badge also lists skills: Adverse Childhood Experiences Study, Child Development, and Interdisciplinary Teamwork. Earning criteria include: Completion of 3 hours self-paced learning and Achieve a score of over 90% in online quiz. Standards include: UN SDG Goals.



Tip: If badge is private, you will need to make it public to share and print the certificate. You can switch it back to private once you have printed a certificate.


BUILD YOUR PROFESSIONAL PROFILE WITH *DIGITAL BADGES*

STEP 3 PRINT YOUR CERTIFICATE



This badge was issued to [Deb Friel](#) on 17 December 2020.

Share [More options]



The First 1000 Days: Stronger Foundations

Issued by [COUniversity](#)

Earners will gain an understanding of the issues and adverse childhood events in the first 1000 days which influence a child's life course. The course covers strategies we can apply to make the difference to affect change for future generations.

Skills

- Adverse Childhood Experiences Study
- Child Development
- Interdisciplinary Teamwork

Earning Criteria

- Completion of 3 hours self-paced learning
- Achieve a score of over 90% in online quiz

Standards

[UN SDG Goals](#)

The Sustainable Development Goals (SDGs) are strategies that improve health and education, reduce inequality, and spur economic growth.

Type: Learning

Level: Foundational

Time: Hours

Cost: Free

[Additional Details](#)

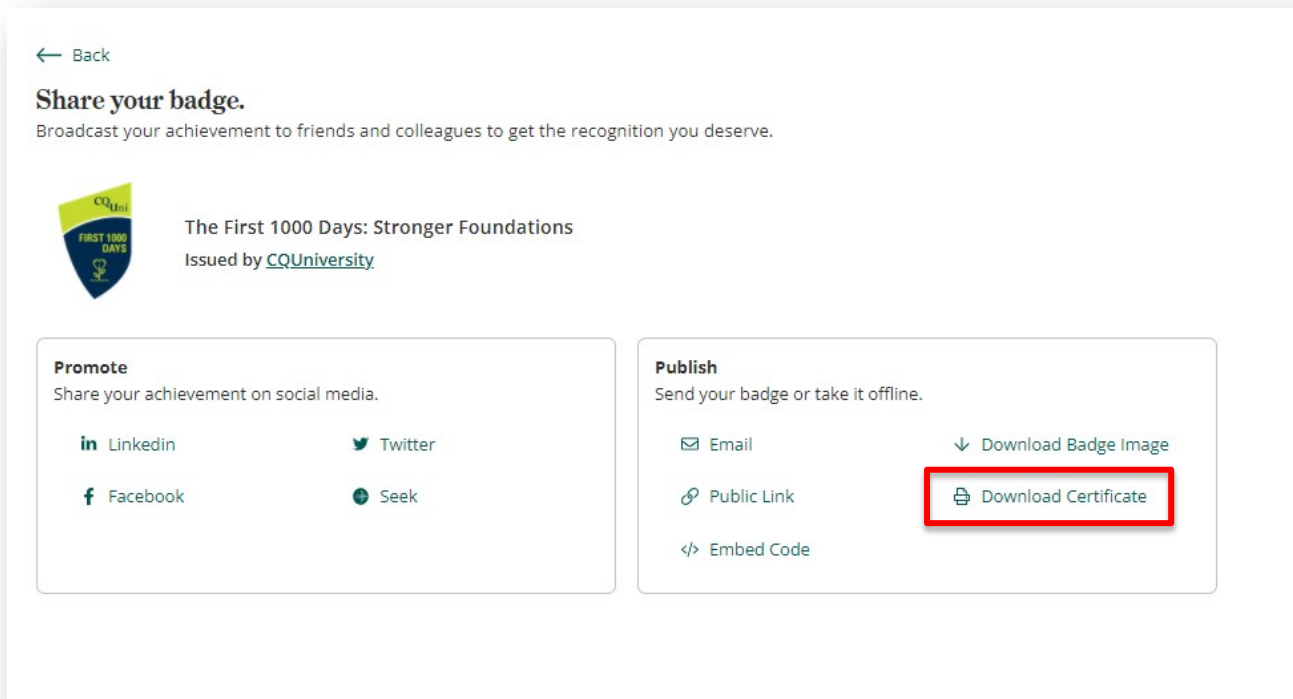
Click on *Share*.

BUILD YOUR PROFESSIONAL PROFILE WITH **DIGITAL BADGES**

STEP 3 PRINT YOUR CERTIFICATE


Here you have multiple choices.

To print a certificate, click on ***Download Certificate***.







← Back






Share your badge.
Broadcast your achievement to friends and colleagues to get the recognition you deserve.

 The First 1000 Days: Stronger Foundations
Issued by [CQUniversity](#)

Promote
Share your achievement on social media.

-  LinkedIn
-  Twitter
-  Facebook
-  Seek

Publish
Send your badge or take it offline.

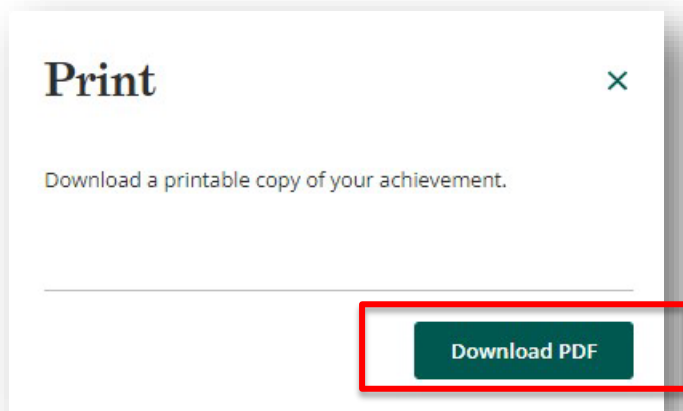
-  Email
-  Download Badge Image
-  Public Link
-  **Download Certificate**
-  Embed Code

BUILD YOUR PROFESSIONAL PROFILE WITH *DIGITAL BADGES*

STEP 3 PRINT YOUR CERTIFICATE

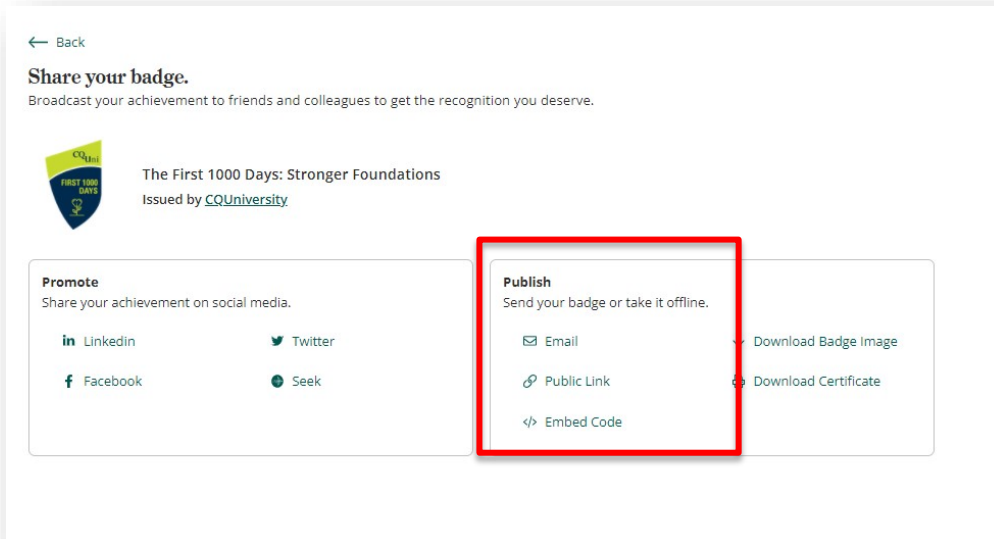
The **Print** command will open.

Click on **Download PDF** and this will automatically download your certificate to your downloads folder.



BUILD YOUR PROFESSIONAL PROFILE WITH **DIGITAL BADGES**

STEP 4 PUBLISH YOUR BADGE



Go back to the **Share** page on your **Dashboard**.

Choose how you would like to publish.

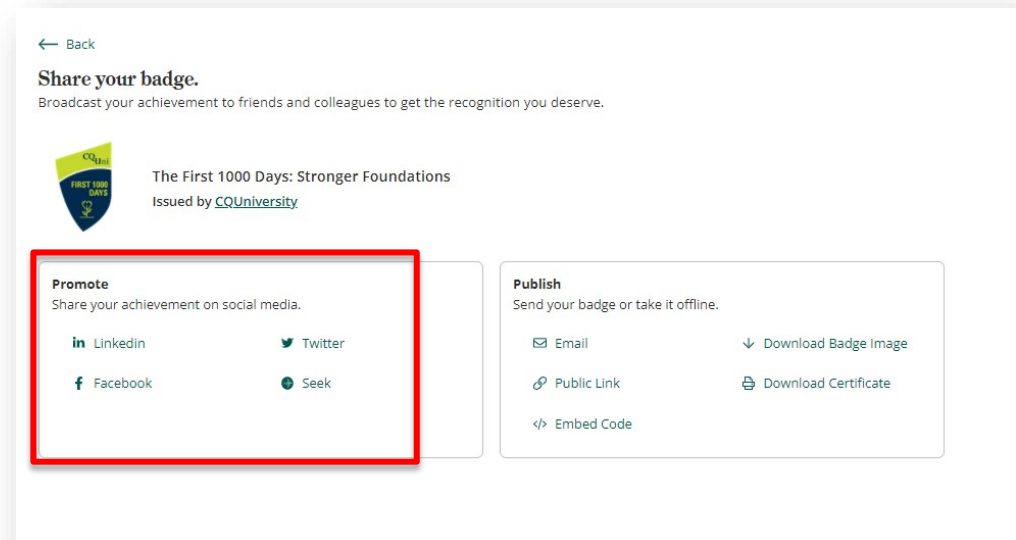


Tip: You embed links into a Portfolio document, share a link (public or private) to a potential employer or email the badge.

BUILD YOUR PROFESSIONAL PROFILE WITH *DIGITAL BADGES*

STEP 5 PROMOTE YOUR BADGE ON SOCIAL MEDIA

You can **Promote** your digital badge to showcase your achievement on social media by choosing a platform.



BUILD YOUR PROFESSIONAL PROFILE WITH **DIGITAL BADGES**



**WE ARE THE
UNIVERSITY FOR
YOUR CAREER**



cpd-enquiries@cqu.edu.au



CQUni CPD



CQUniversity Centre for
Professional Development



STRIVE FOR BRILLIANCE